




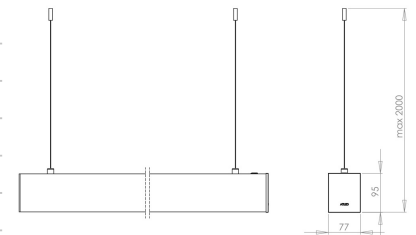
## Turner Suspension double emission

Modular linear profile in extruded aluminum, with opal or microprismatic polycarbonate diffuser UGR<19. Available in 29W+15W/m. warm white or natural. Integrated power supply for On/Off and DALI; emergency module available on demand. Suitable to be installed as suspension in the bidirectional configuration. Complete with suspension and power cable max 2m.

<b>Code</b>	<b>6853-62-101</b>
<b>Type</b>	Light Line Profiles - Suspension double emission
<b>Designer</b>	S.T. Fabas Luce
<b>Eancode</b>	8019282534365
<b>Customs tariff</b>	94054239
<b>Color</b>	Black
<b>Material</b>	Aluminum frame
<b>IP</b>	IP40
<b>IK</b>	08
<b>Insulation Class</b>	
<b>Operating ambient temperature</b>	-20C° +45°
<b>Years of warranty</b>	5
<b>Made In</b>	Italy
<b>Item Dimensions</b>	77x95xMax 2000mm - 3,950/mtkg



	Light Source 1	Light Source 2
<b>Light source</b>	LED Built-in	LED Built-in
<b>LED Characteristics</b>	SMD	SMD
<b>Number of LEDs</b>	70 LED/m	140 LED/m
<b>Light Source Lumen</b>	3470 lm/m	1290 lm/m
<b>Item Lumen</b>	1951 lm/m	1131 lm/m
<b>Color Temperature</b>	Warm white 3000K	Warm white 3000K
<b>Optics</b>	Opal	Opal
<b>Typical CRI</b>	85	
<b>Minimum CRI</b>	80	80
<b>Luminous Flux Maintenance</b>	>100.000 h L70 B50	>80.000 h L70 B50
<b>Energy Efficiency Class</b>		



	Electrical specifications 1	Electrical specifications 2
<b>Input Voltage</b>	220 - 240V AC 50/60 Hz	220 - 240V AC 50/60 Hz
<b>Total Absorbed Power</b>	29W/ml	15W/ml
<b>Driver</b>	Included	Included
<b>Control System</b>	On/Off	On/Off
<b>Power Supply Type</b>	Costant Voltage	Costant Voltage
<b>Driver Output</b>	24V DC	24V DC
<b>Driver Input</b>	220 - 240 VAC 50/60 Hz	220 - 240 VAC 50/60 Hz

